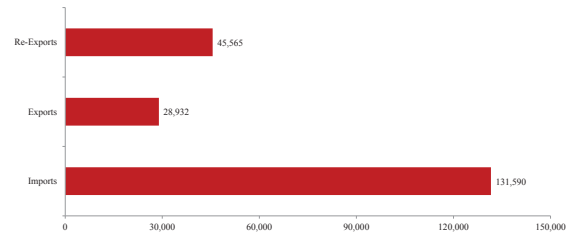


Non-Oil Foreign Trade

Q1 2015 Emirate of Dubai

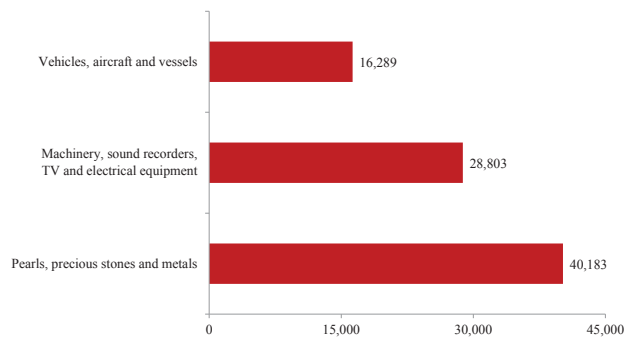
Direct Foreign Trade

- Direct Foreign Trade Imports amounted 131,590 Million AED in Q1 2015, with contribution of 63.9%.
- Direct Foreign Trade Exports amounted 28,932 Million AED in Q1 2015, with contribution of 14.0%.
- Direct Foreign Trade Re-Exports amounted 45,565 Million AED in Q1 2015, with contribution of 22.1%.



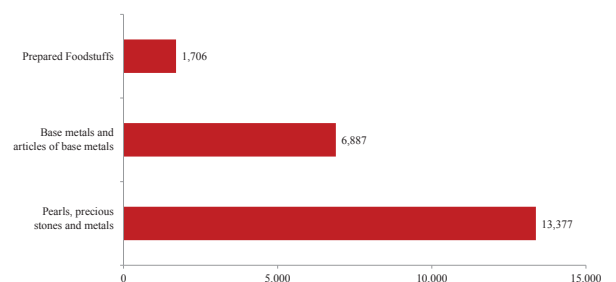
- In Q1 2015, Pearls, precious stones and metals obtain the lead in Imports with amount of 40,183 Million AED and contribution of 30.5%, then Machinery, sound recorders, TV and electrical equipment amounted to 28,803 Million AED with contribution of 21.9%, followed by Vehicles, aircraft and vessels amounted to 16,289 Million AED with contribution of 12.4%.

The most outstanding sections in Direct Foreign Trade Imports (value in Million)



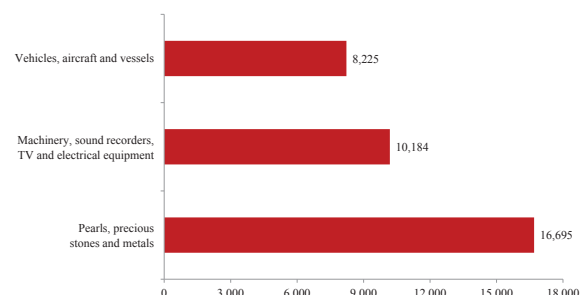
- In Q1 2015, Pearls, precious stones and metals obtain the lead in Exports with amount of 13,377 Million AED and contribution of 46.2%, then Base metals and articles of base metals amounted to 6,887 Million AED with contribution of 23.8%, followed by Prepared foodstuffs amounted to 1,706 Million AED with contribution of 5.9%.

The most outstanding sections in Direct Foreign Trade Exports (value in Million)



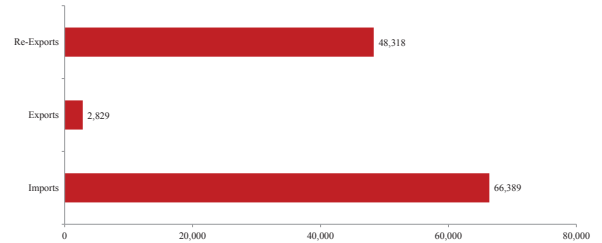
- In Q1 2015, Pearls, precious stones and metals obtain the lead in Re-Export with amount of 16,695 Million AED and contribution of 36.6%, then Machinery, sound recorders, TV and electrical equipment amounted to 10,184 Million AED with contribution of 22.4%, followed by Vehicles, aircraft and vessels amounted to 8,225 Million AED with contribution of 18.1%.

The most outstanding sections in Direct Foreign Trade Re-Exports (value in Million)



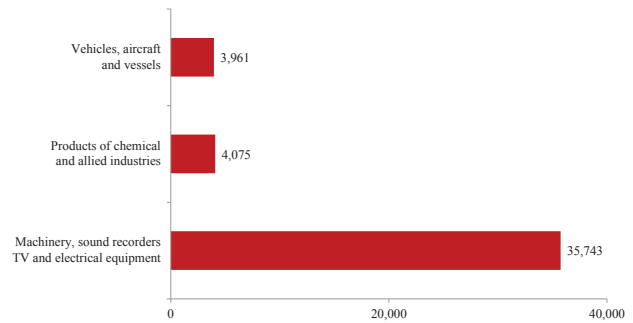
Free Zone Trade

- Imports amounted to 66,389 Million AED and contributed 56.5% of Free Zone Trade in Q1 2015.
- Exports amounted to 2,829 Million AED and contributed 2.4% of Free Zone Trade in Q1 2015.
- Re-Exports amounted to 48,318 Million AED and contributed 41.1% of Free Zone Trade in Q1 2015.



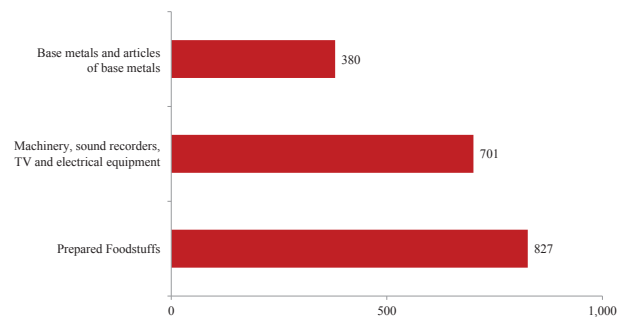
- In Q1 2015, Machinery, sound recorders, TV and electrical equipment obtain the lead in Imports of Free Zone Trade with amount of 35,743 Million AED and contribution of 53.8%, then Products of chemical and allied industries amounted to 4,075 Million AED with contribution of 6.1%, followed by Vehicles, aircraft and vessels amounted to 3,961 Million AED and contribution of 6.0%.

The most outstanding sections in Free Zone Trade Imports (value in Million)



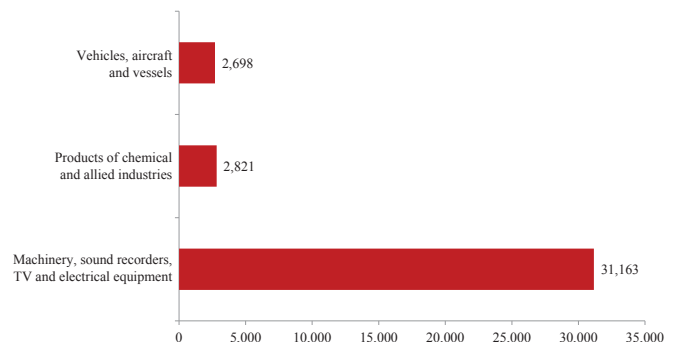
- In Q1 2015, Prepared foodstuffs obtain the lead in Exports of Free Zone Trade with amount of 827 Million AED and contribution of 29.2%, then Machinery, sound recorders, TV and electrical equipment amounted to 701 Million AED with contribution of 24.8%, followed by Base metals and articles of base metals amounted to 380 Million AED and contribution of 13.4%.

The most outstanding sections in Free Zone Trade Exports (value in Million)



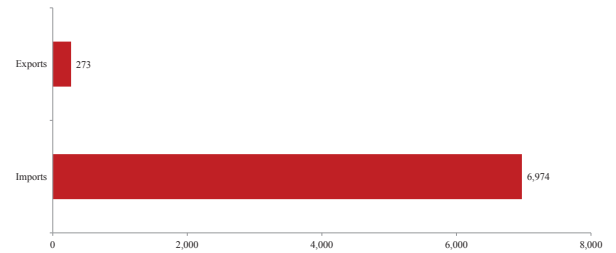
- In Q1 2015, Machinery, sound recorders, TV and electrical equipment obtain the lead in Re-Export of Free Zone Trade with amount of 31,163 Million AED and contribution of 64.5%, then Products of chemical and allied industries amounted to 2,821 Million AED with contribution of 5.8%, followed by Vehicles, aircraft and vessels amounted to 2,698 Million AED and contribution of 5.6%.

The most outstanding sections in Free Zone Trade Re-Exports (value in Million)



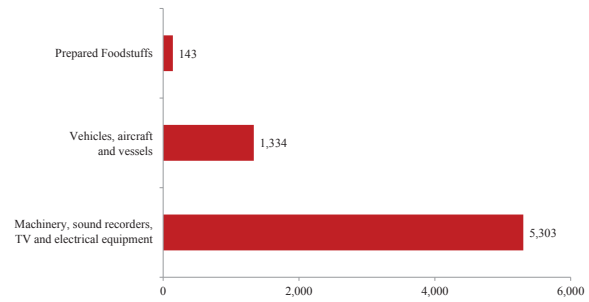
Custom Warehouse Trade

- Imports amounted to 6,974 Million AED and contributed 96.2% of Custom Warehouse Trade in Q1 2015.
- Exports amounted to 273 Million AED and contributed 3.8% of Custom Warehouse Trade in Q1 2015.



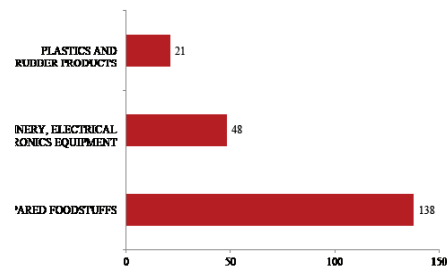
The most outstanding sections in Custom Warehouse Trade Imports (value in Million)

- In Q1 2015, Machinery, sound recorders, TV and electrical equipment obtain the lead in Imports of Custom Warehouse Trade with amount of 5,303 Million AED and contribution of 76.0%, then Vehicles, aircraft and vessels amounted to 1,334 Million AED with contribution of 19.1%, followed by Prepared foodstuffs amounted to 143 Million AED and contribution of 2.1%.



The most outstanding sections in Custom Warehouse Trade Exports (value in Million)

- In Q1 2015, Prepared foodstuffs obtain the lead in Exports of Custom Warehouse Trade with amount of 138 Million AED and contribution of 50.5%, then Machinery, sound recorders, TV and electrical equipment amounted to 48 Million AED with contribution of 17.6%, followed by Plastics, rubber and articles thereof amounted to 21 Million AED and contribution of 7.6%.



*Equal values due to rounding process.